



LION Server Map

All rights reserved - Chris Cierniewski, 2016

Arena Lobby





Baconator

Zombieseum

Seven Trials of Herobrine


Arena Portal



Survive Portal

Transports you to random spawn point in survival world.

Create Portal



START HERE



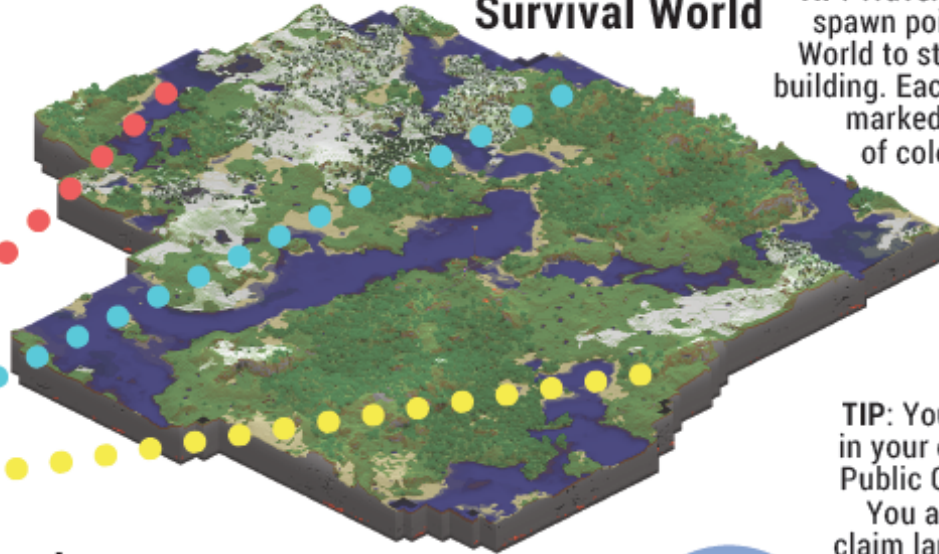
Valhalla Main Game Lobby

TIP: use the command `/spawn` to return here at any time. Press "T" to open the text box.

You can get a golden shovel and a bed here.




Survival World




TIP: Travel away from the spawn point in Survival World to start mining and building. Each spawn point is marked by a beam of colored light.

TIP: You can only build in your own town or the Public Creative Worlds. You always need to claim land with a golden shovel in order to begin building. You can get a golden shovel in Valhalla.

to Imaginarium:
Public Creative World



to The Canvas:
Public Flat World



to Meriden



to North Haven



World Tree Creative Lobby

to other towns